

BNP PARIBAS EMERGING EQUITY

Fund Fact Sheet 30. April 2021

Investment policy

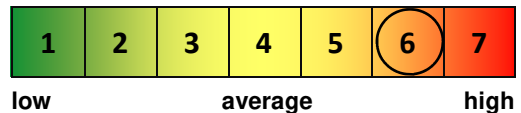
Investment fund **BNP PARIBAS EMERGING EQUITY** seeks to increase the value of its assets over the medium term by investing in shares issued by companies from or operating in emerging countries. The fund invests in emerging market industry leaders with a minimum US\$ 1 billion capitalisation. While selecting the portfolio positions, the fund focuses on the drivers of sector and stock specific growth.

Fund's investments are actively managed and may be invested in securities that are not included in the benchmark index — MSCI Emerging Markets (NR). The returns on the fund's investments will be reinvested.

General information

Fund investment company	BNP Paribas Asset Management Lux
Investment manager	BNP Paribas Asset Management USA
Type of the financial instrument	Equity fund; UCITS-compliant
Jurisdiction	Luxembourg
Additional information	http://www.bnpparibas-ip.com/
Inception date*	21.05.2013
The unit type and ISIN-code	Classic capitalisation - LU0823413074
Fund currency	EUR
Benchmark	MSCI Emerging Markets (Free) (NR)
Management fee	1.75% p.a
Performance fee	-
Data publishing date	30.04.2021
Net asset value (NAV) of the unit	142,3 EUR
Total net assets of the fund	608 mln USD
NAV calculation and publishing	daily

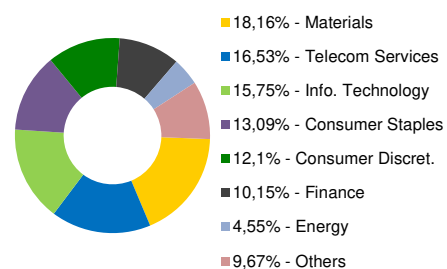
Risk Class of the Fund



Description of the typical investor

The fund is suitable for investors, whose risk tolerance is high – while expecting long term high return, the investor has to be ready to accept considerable fluctuations of the value of the fund unit. The risk level of the fund is high: its investments are diversified among the stocks of companies from emerging markets. The suggested investment period of the fund is no less than 7 years.

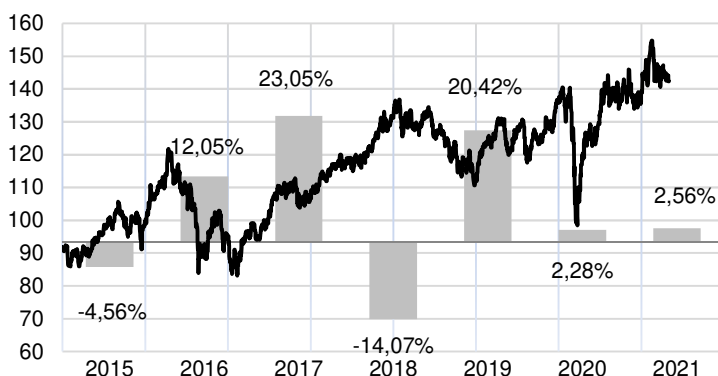
Geographic allocation



Largest positions

Tencent Holdings Ltd	7,82%
Samsung Electronics Ltd	6,56%
Alibaba Group Holding Ltd Adr	6,25%
Wheaton Precious Metals Corp	4,75%
Taiwan Semiconductor Manufacturing Co	4,70%
Anglo American Platinum Ltd	4,59%
51Job Adr Representing Inc Adr	4,55%
Baidu Ads Reptg Inc Class A Adr	4,50%
Kinross Gold Corp	4,44%
Bunge Ltd	4,38%

History of the fund's NAV (EUR) and yearly performance*



* On May 17, 2013, the BNP Paribas L1 Equity World Emerging was merged into a new sub-fund, creating the Parvest Equity Equity World Emerging. All performance and risk indicators numbers presented in this document prior to May 17, 2013 are those of the former Paribas L1 Equity Equity World Emerging.

	Year-to-date	1 month	3 months	1 year	3 years	5 years	Since inception
Performance	2,56%	-0,82%	0,19%	15,05%	10,13%	46,99%	42,44%
Per annum					3,27%	8,01%	2,64%

	2014	2015	2016	2017	2018	2019	2020
Performance	8,65%	-4,56%	12,05%	23,05%	-14,07%	20,42%	2,28%

Current document is provided for information purposes only and does not represent any offering or invitation to purchase or sell units in an investment fund. The former investment performance does not guarantee future results and the value of your investment can both increase and decrease.